



July 28 - August 2, 2019 • Yokohama, Japan • Pacifico Yokohama

IGARSS2019 Welcome Kit

July 22, 2019

Welcome to Yokohama!

We cordially welcome you to beautiful Yokohama city and IGARSS 2019.

1	Conference Venue	p.2
2	Symposium Registration	p.3
3	About Plenary and Opening Ceremony	p.4
4	Preparing your presentation	p.5
5	Access to the Venue	p.6
6	Transportation in Yokohama	p.9
7	Food, Drinks and Facilities	p.11
8	Social, GRSS and TIE events	p.12

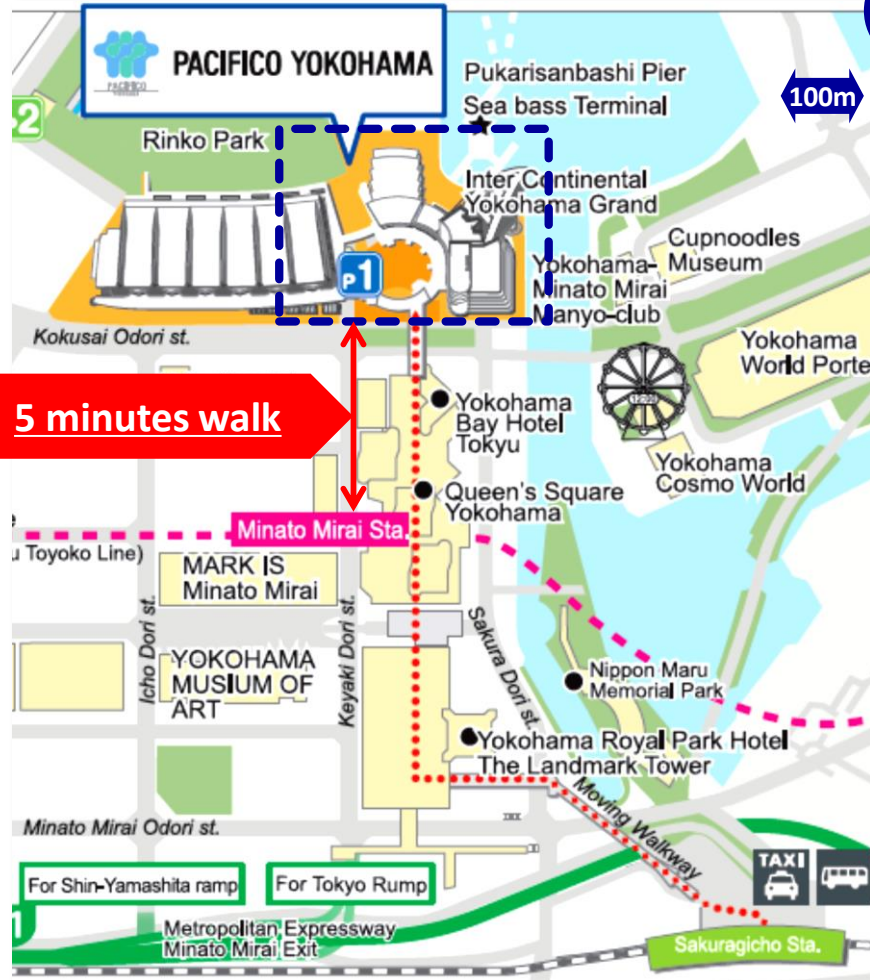
For more information, please check IGARSS2019 booklet at https://igarss2019.org/IG19_ProgramGuide.pdf .

1. Conference Venue

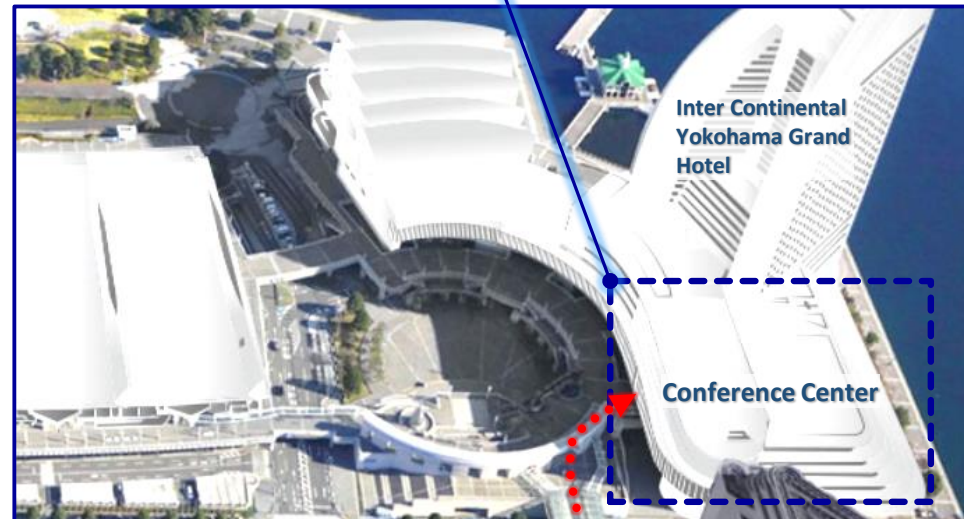
PACIFICO Yokohama (Pacific Convention Plaza Yokohama)

1-1-1, Minato Mirai, Nishi-ku, Yokohama 220-0012, JAPAN TEL: +81-45-221-2155

<https://www.pacifico.co.jp/english/>



IGARSS2019 will take place
at the Conference Center.



The “pedestrian deck” connects the main entrance of the Conference Center and the station building.

2. Symposium Registration

Operating Hours

- ✓ The registration desk will open on Sunday **afternoon**, July 28th.

Sunday	July 28	13:00 - 18:00
Monday	July 29	08:00 - 18:00
Tuesday-Friday	July 30 - August 2	07:30 - 18:00

Registration desk is NOT open on Sunday morning

The **temporary registration desk** will be open in the Sunday morning starting at **8:30am** only for the participants of **Tutorial** and **Industry Workshop**.


* Please note that the temporary registration desk do **NOT** accept any on-site registration.

Location

- ✓ The registration desk is located at the 2nd Floor of PACIFICO Conference Center.



The pedestrian deck is at the level of 2nd Floor.



Conference Center
2nd Floor

3. About Plenary and Opening Ceremony

Schedule

- ✓ The opening ceremony takes place after the plenary session.
- ✓ **His Majesty the Emperor** will deliver welcome remarks at Opening Ceremony.

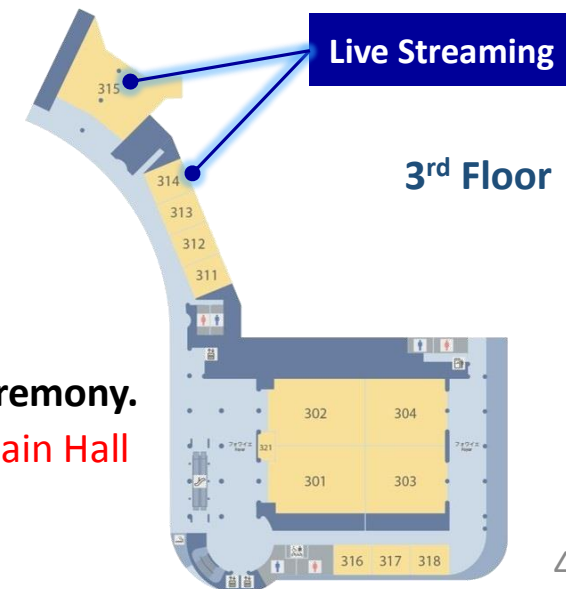
Monday, July 29th		
9:00	11:15	Opening Session & Plenary Session & Awards Session
11:15	11:30	Symposium Introduction
11:30		Door Closes
12:00	12:30	Opening Ceremony
12:30	13:40	Lunch break
13:40		Afternoon Session Starts

Location

- ✓ **Main Hall** (PACIFICO Conference Center 1F)
- ✓ **Live streaming** at rooms **313-314, 315** (Conference Center 3F)

Notice

- ✓ Please refrain from taking pictures and videos during the Opening Ceremony.
- ✓ For the operational reasons, it is **NOT** allowed to enter nor leave the Main Hall **after 11:30am**.



4. Preparing your presentation

Oral

- ✓ Presenters should be in the room **20 minutes** before the session begins.
- ✓ Presentation shall be uploaded to the computer **in the session room** via USB flash memory stick during the break before the session (USB Port is Type A).
- ✓ Check your presentation at the **Speakers' Preview Area** on the 3rd floor.

Speakers' Preview Area operation hours

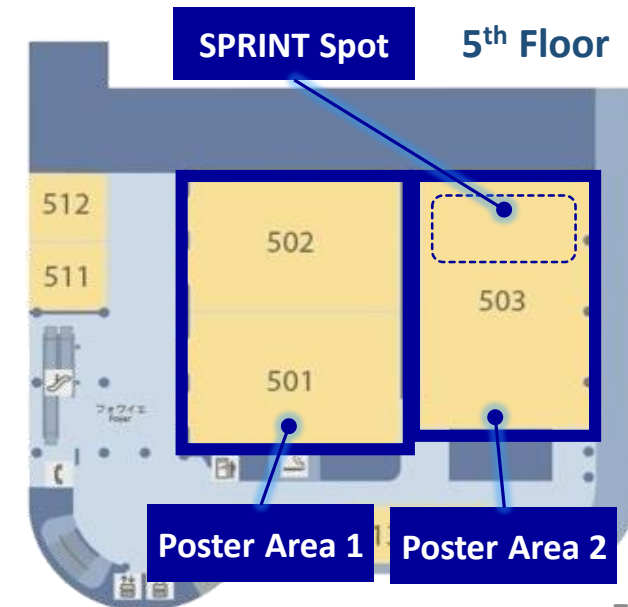
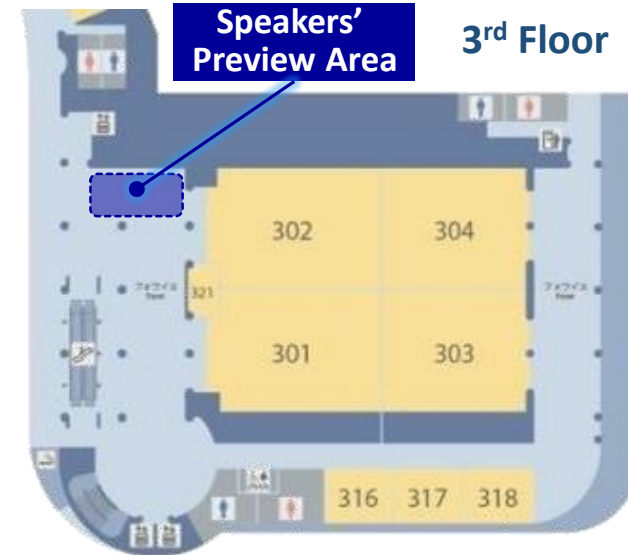
Sunday	July 28	16:00 - 19:00
Monday-Thursday	July 29 - August 1	08:00 - 18:30
Friday	August 2	08:00 - 16:00

Poster

- ✓ Put up and remove your poster by the designated time.
- ✓ **SPRINT (Shortly Presenting Interactive Content)** sessions:
During each interactive session, short presentations are given by a few selected poster presenters. Enjoy!

	Morning	Afternoon
Put up the poster	by 8:30	by 14:00
Stand by the poster	9:40 - 10:40	15:20 - 16:20
Remove the poster	by 13:00	by 18:30

! For print on-site: Kinko's is at the 2nd floor/Exhibition hall.



5. Access to the Venue (1/3)

PACIFICO Yokohama Access & Area Map

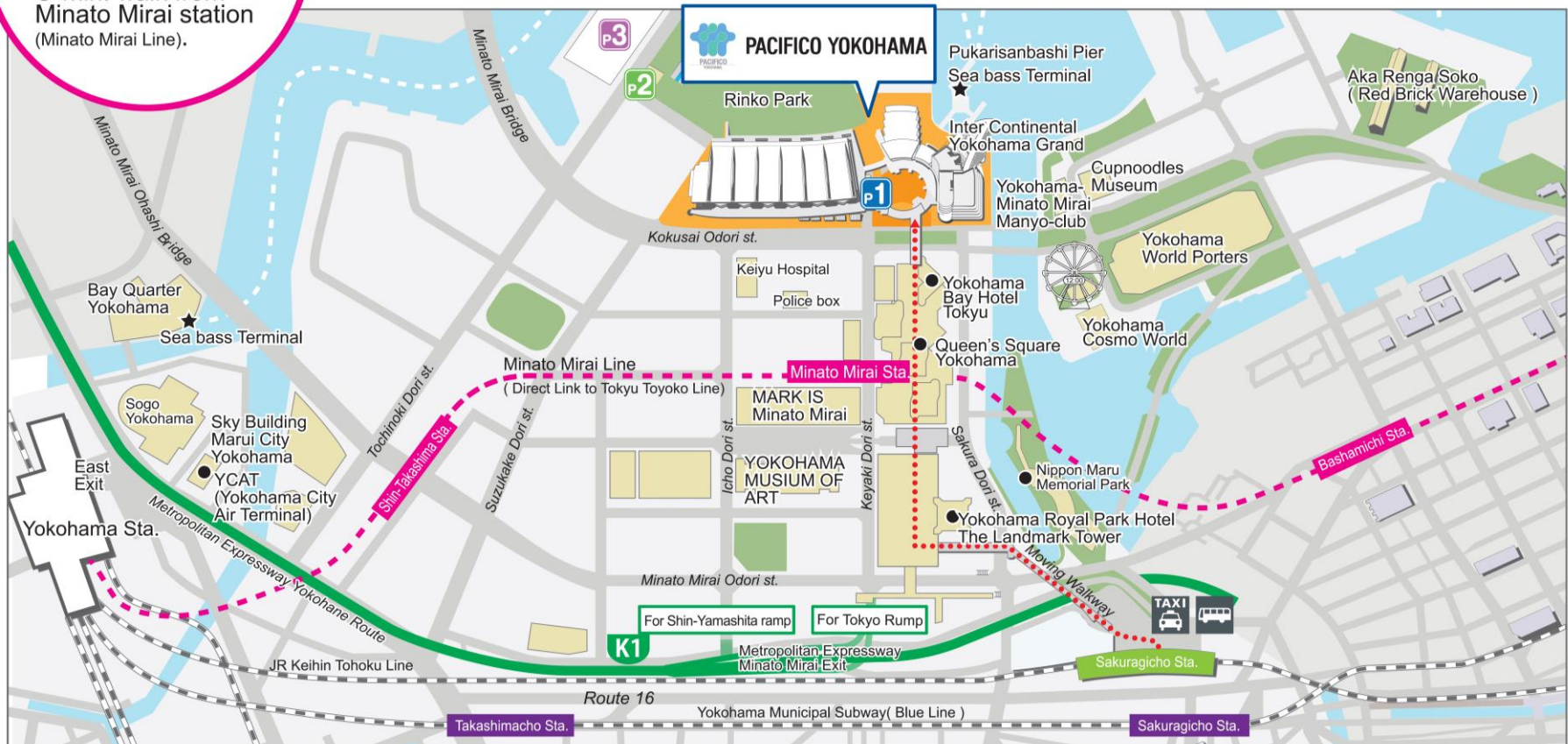
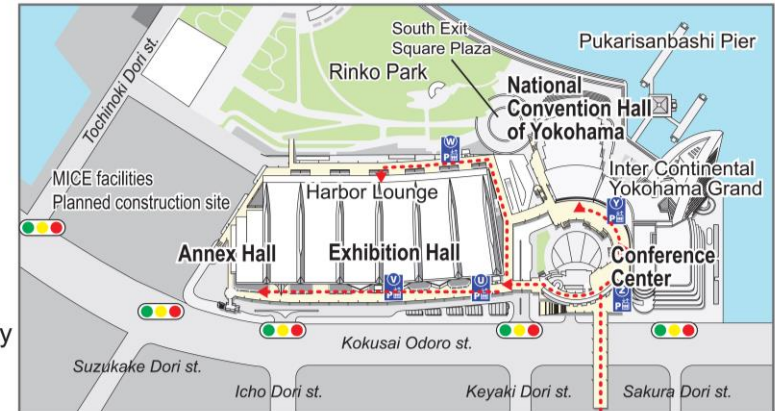
1-1-1 Minato Mirai, Nishi-ku, Yokohama 220-0012, Japan Information: TEL +81-45-221-2155

Easy access from all over the world.

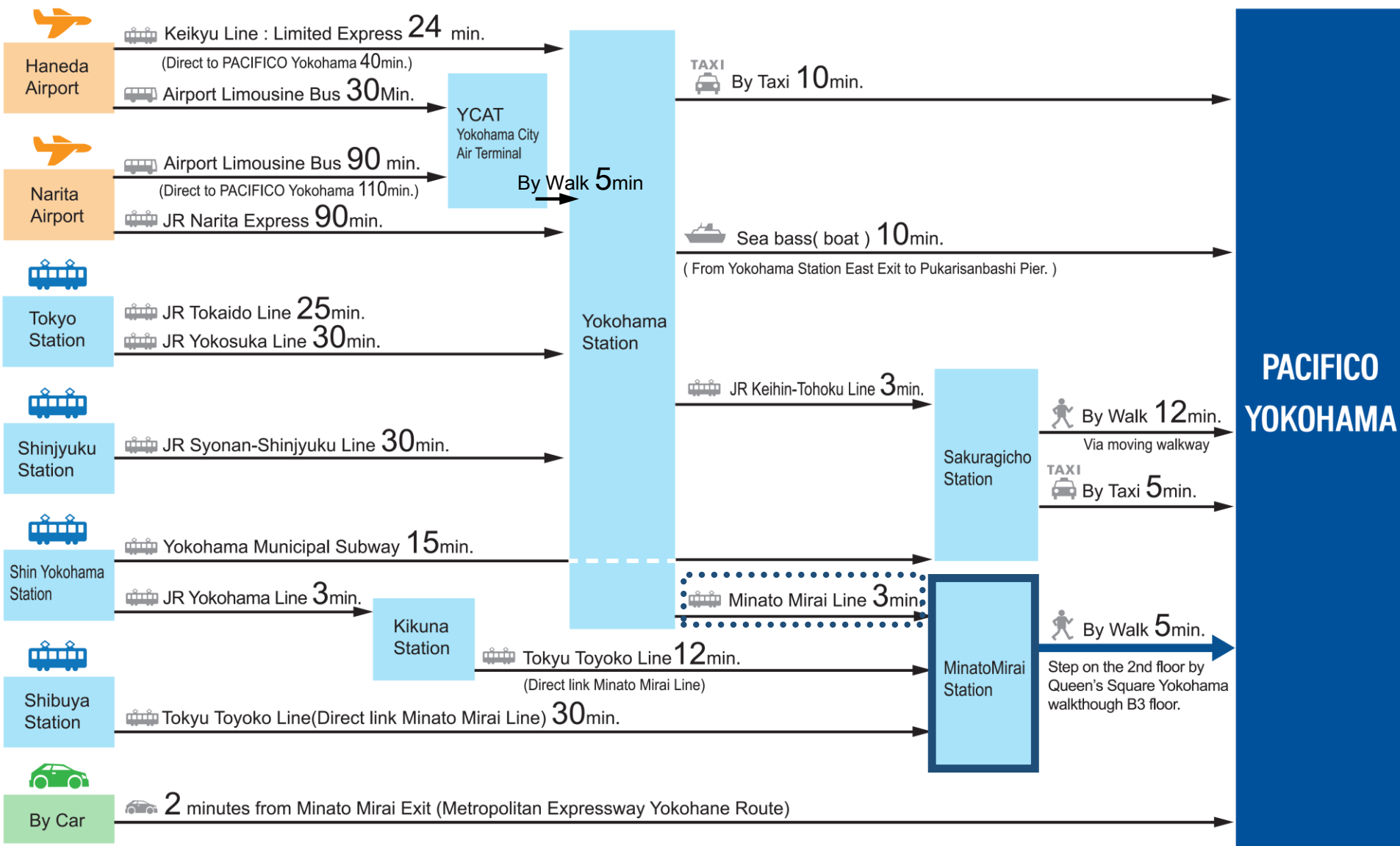
30 min.
from Tokyo
by train.

5 min. walk from
Minato Mirai station
(Minato Mirai Line).

30 min. from Tokyo International Airport (Haneda).
100 min. from Narita International Airport.
20 min. from JR Shin Yokohama Station.
2 min. from Minato Mirai Exit (Metropolitan Expressway
Yokohane Route).



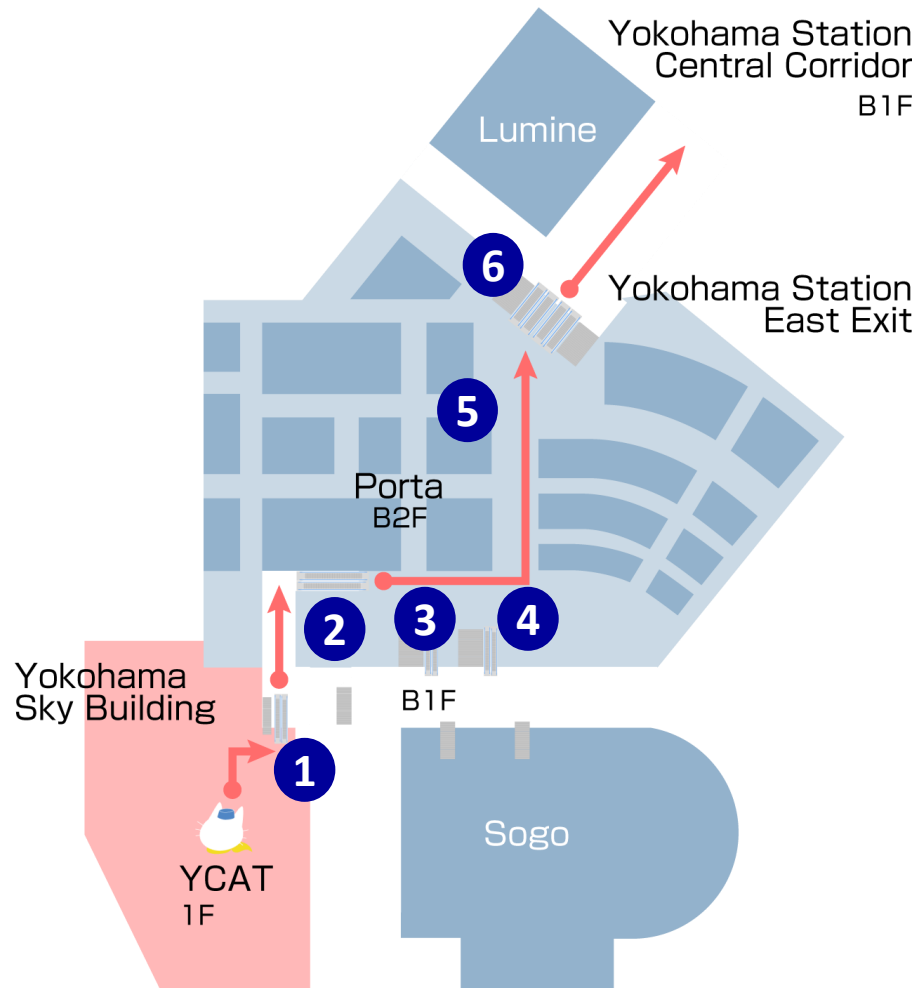
5. Access to the Venue (2/3)



Airport Limousine bus will take you to Yokohama City Air Terminal (YCAT).
 From YCAT to Yokohama Station, it takes about 5 minutes on foot. (see next page)

5. Access to the Venue (3/3)

From YCAT to Yokohama Station

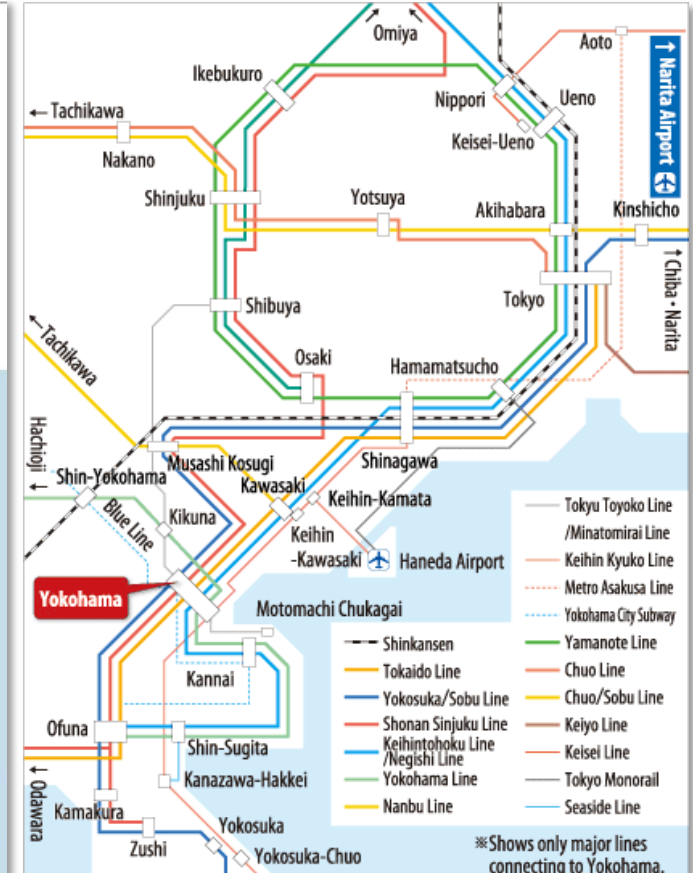
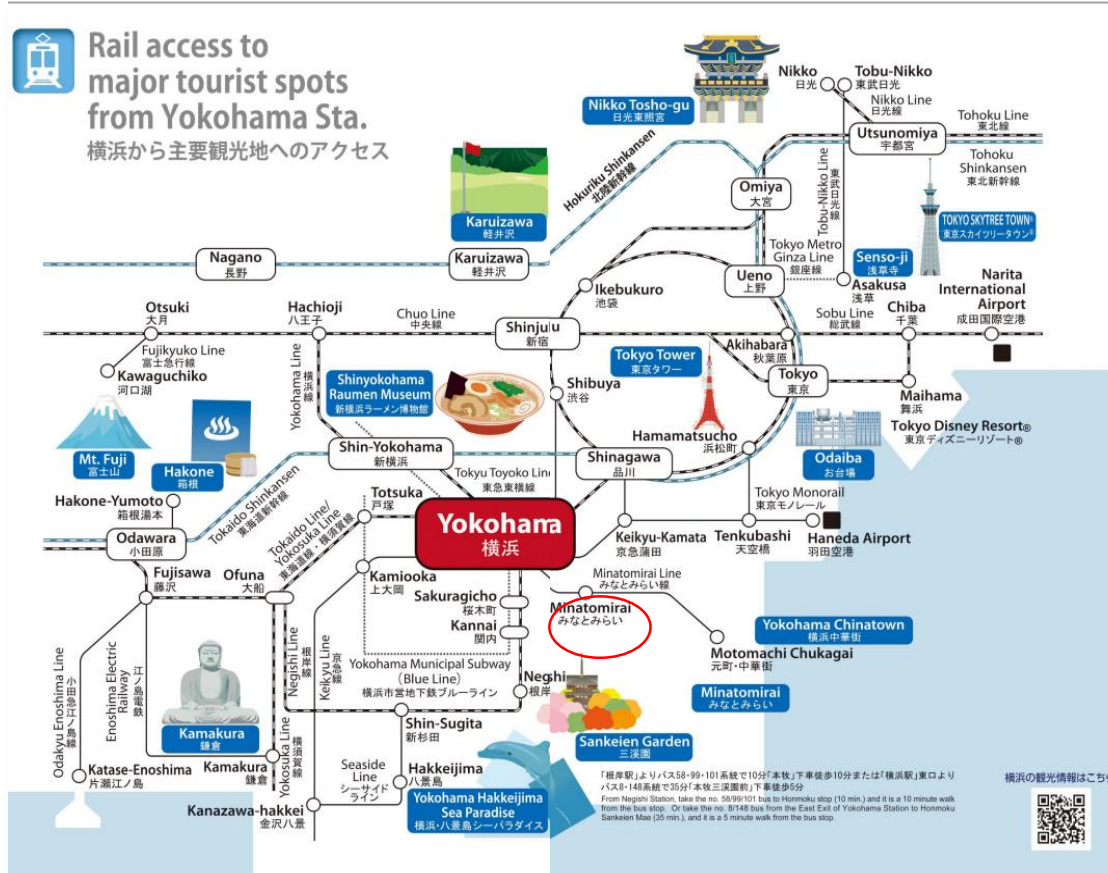


6. Transportation in Yokohama

Trains and Subways

- ✓ Train/subway tickets can be bought at each train station.
- ✓ The nearest train station from the venue is “Minato mirai” station, the Minato-mirai line, 2 stops from Yokohama Station.
- ✓ You can access to Yokohama station by “Minato-mirai line” to get to other area.
- ✓ For detailed train map, please access:

http://www.yokohamajapan.com/img/information/access/yokohamarailmap_180627.pdf



6. Transportation in Yokohama

Sightseeing Bus “Akai Kutsu”

- ✓ Enjoy sight seeing by the retro-style red bus "Akai Kutsu."
- ✓ City loop route (M or C route) starts at Sakuragicho station (Platform 4), tours around the major sightseeing spots such as the Minato Mirai area, China Town, Yamashita Park, and Minatono Mieruoka Koen (Harbor View Park).
- ✓ Various sightseeing information is provided on the bus.
- ✓ Please find the details at:

<http://www.yokohamajapan.com/information/getting-around-yokohama/akaikutsu.php>.



Taxi

- ✓ The standard fare is 730JPY for the first 2km and 90JPY for every 293 meters.
- ✓ Most taxi companies charge 20% evening surcharge between 10:00pm and 5:00am.
- ✓ The fare between Yokohama Station and PACIFICO (1.9km) is approximately 730JPY.

Parking

- ✓ PACIFICO Yokohama has three parking lots:
 - [P1] Minato Mirai Public Parking Lot
 - [P2] Rinko Park Parking Lot
 - [P3] Bus/Large Vehicle Parking Lot
- ✓ For capacity and rates, please check:

<https://www.pacifico.co.jp/english/destination/parking/tabid/503/Default.aspx>.



7. Food, Drinks and Facilities

Coffee/Tea Breaks

- ✓ Morning and afternoon coffee, tea and snacks will be served in the exhibition and poster area (3rd floor and 5th floor).

Lunch

At the venue	<ul style="list-style-type: none"> • There are several restaurants in PACIFICO Yokohama. • For a quick bite, there are convenience stores in the 1st and 2nd floor at Exhibition hall (next to conference center, the IGARSS2019 Venue).
Outside the venue	<ul style="list-style-type: none"> • There are many restaurants around the venue. A restaurants guide leaflet “Meal Times” will be included in the congress bag.

Facilities

for Babies	<ul style="list-style-type: none"> • Diaper-changing stations are at odd floors of the Conference Center. • Nursing room is at Intercontinental Yokohama grand hotel 1F.
for Persons with disabilities	<ul style="list-style-type: none"> • The whole complex is fully available for wheelchair users and assistance dogs.

The collage features a central 'Meal Times' leaflet with a QR code and text in Japanese and English. To the right is a grid of restaurant logos and names, including Minatomirai Gourmet Guide MEAL TIMES, 7-Eleven, and various local eateries. The bottom left shows a close-up of a bowl of food.

8. Social, GRSS and TIE events (1/6)

Join our welcome reception!



Date/Time	Sunday, July 28, 18:00-20:00
Location	PACIFICO Conference Center 5F, 501+503
Fee	Included in Registration Fee



Photo credit : Yokohama Visitors Guide

Closing Ceremony, Farewell Party and Fireworks!

Date/Time	Friday, Aug 2, 17:30-18:00 (closing ceremony)
Location	PACIFICO National Convention Hall N101
Fee	Included in Registration Fee



Farewell party 18:00-19:30 @Marine Lobby
Fireworks 19:30-20:00 @Seaside Lobby



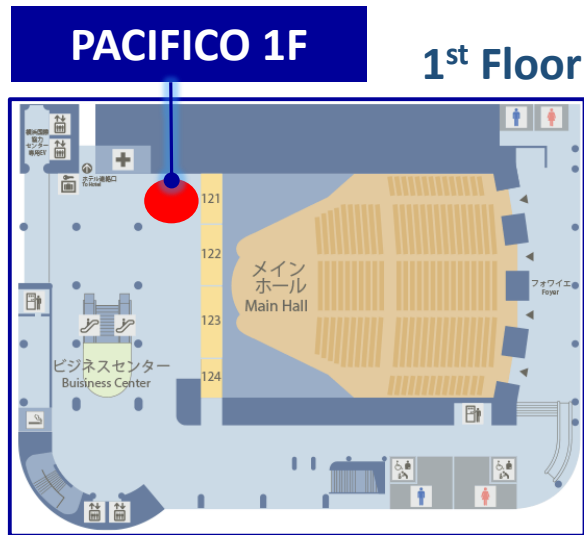
Photo credit : Yokohama Visitors Guide

8. Social, GRSS and TIE events (2/6)

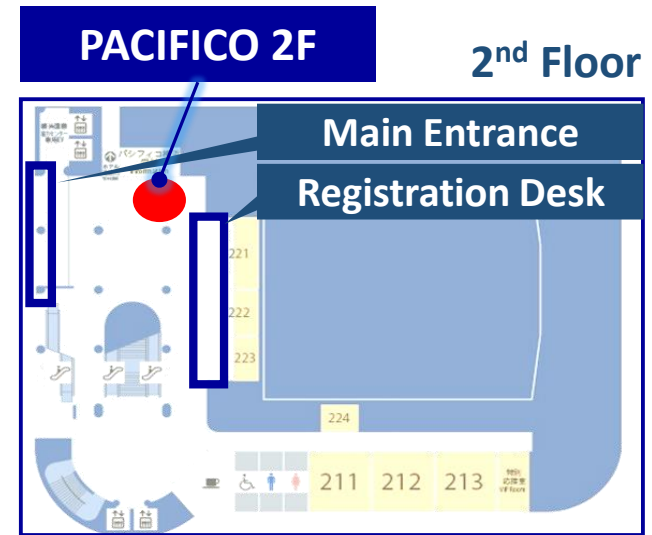
Date	Activity	Meeting Point	Fig	Meeting Time	Transfer
Sun, Jul.28	Welcome Reception	PACIFICO 501+503	-	18:00 (18:00-20:00)	N/A
Mon July 29	Walking Tour 1	PACIFICO 2F	#2	10:10 (10:25-13:00)	Sea Bus (ticket fee included)
	Noge Evening 1	Sakuragicho Station Exit North 1	#7	19:00 (19:00-21:00)	Transportation is NOT included.
	Young Professionals' Mixer	Ristorante Attimo	#4	19:00	Transportation is NOT included.
Tue July 30	Kamakura Tour	PACIFICO 1F	#1	08:00 (08:00-17:00)	Transportation is included.
	Noge Evening 2	Same as "Noge Evening 1"			
	Japanese Style Cruise Dinner	PACIFICO 2F	#2	18:00 (19:00-21:00)	
Wed July 31	Technical Tour 1	PACIFICO 1F	#1	12:00 (12:00-19:00)	Transportation is included.
	IGARSS World Cup	PACIFICO 1F	#1	18:10 (19:30-21:00)	Transportation is included.
	JAZZ Night "Motion Blue"	Motion Blue	#6	18:50 (19:30-21:30)	Transportation is NOT included.
	Technical Committees & Chapter Chairs Dinner	Restaurant Danzero	#3	19:00	Transportation is NOT included.
Thu August 1	Walking Tour 2	PACIFICO 2F	#2	10:10 (10:25-13:45)	Sea Bus (ticket fee included)
	IGARSS 2019 Awards Banquet	Osanbashi Hall	#5	18:45 (19:00-21:00)	Transportation is NOT included.
Fri August 2	Technical Tour 2	PACIFICO 2F	#2	09:00 (09:00-18:00)	
	Closing Ceremony	PACIFICO N101	-	17:30 (17:30-18:00)	N/A
Sat August 3	Sendai Tour	International Research Institute of Disaster Sciences, Tohoku University	-	09:00 (09:00-18:00)	Transportation fee is NOT included. From Yokohama to Sendai, Approx. 150 min. by train, approx. 12,000 JPY

8. Social, GRSS and TIE events (3/6)

Meeting Point #1



Meeting Point #2

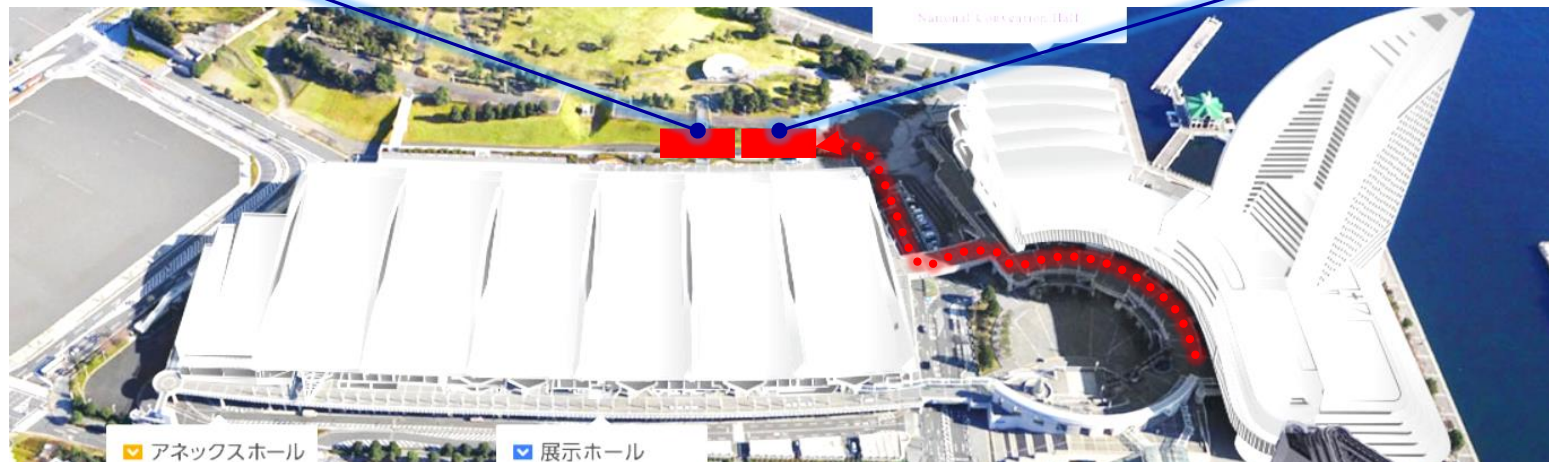


Meeting Point #3

Restaurant Danzero

Meeting Point #4

Ristorante Attimo



8. Social, GRSS and TIE events (4/6)

Meeting Point #5

Osanbashi Hall

Osanbashi Yokohama International Passenger Terminal

1-chōme Kaigandōri,
Naka-ku, Yokohama,
Kanagawa 231-0002

Access from PACIFICO

On Foot about 30 min.

By TAXI about 15 min.
(appx. 730JPY)

By TRAIN

- 5 min. walk to *Minato mirai Station*
- Minato-mirai Line to *Nihon-odori Station* (Exit 3)
- 11 min. walk to Osanbashi Hall



8. Social, GRSS and TIE events (5/6)


Meeting Point #6

Main entrance of "Motion Blue"

Yokohama Redbrick Warehouse-2, 3F
1-1-2, Shinko, Naka-ku, Yokohama, Kanagawa, 231-0001

Access from PACIFICO

On Foot	about 15 - 20 min.
By TAXI	about 7 min. (approx. 730JPY)



Meeting Point #7

